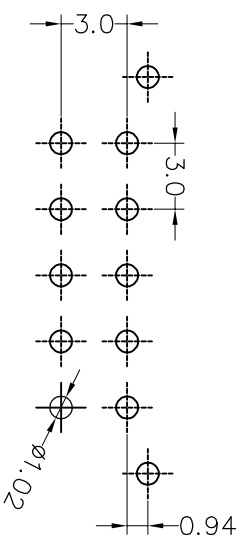
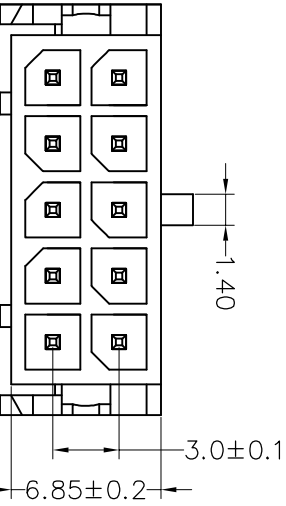


HSF ROHS

Recommended P.C.B Layout(Top Side)
(PCB BOARD TOLERANCE±0.05)



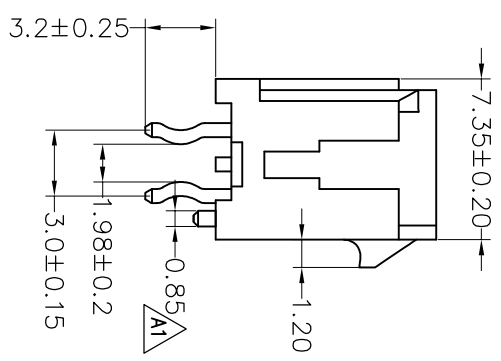
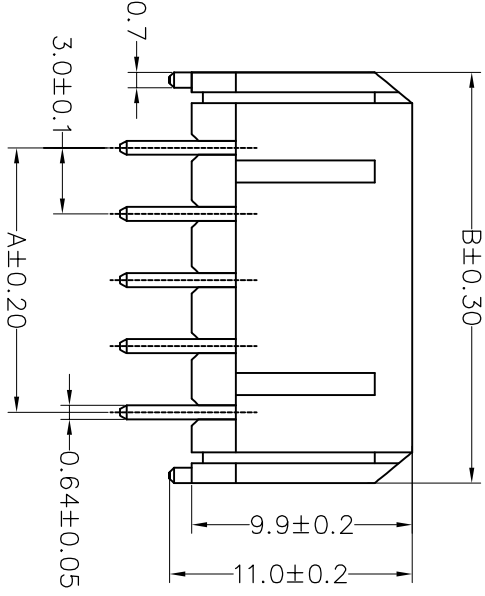
SPECIFICATIONS
 Rated Current:5.0AMP
 Voltage rating:250V AC,DC
 Contact Resistance:20mΩ Max
 Withstand Voltage:1500V AC/Minute
 Insulation Resistance:1000MΩ Min
 Operation Temperature:-40°c to +105°c

Contact Material:Brass
 Contact Plating:Tin Over Ni
 Solder Tabs Material:Brass / Tin-plated
 Insulator Material:Polyester(Ul94V-0)
 Standard: PA6T
 Max.Processing Temp: 230°C for 30-60 seconds
 (260°C for 10 seconds)

Ordering Information

JL 3001 S-2 XX X XX B X 01

No.of Pins 2~24P
 Insulator Material Option
 C=BK-PA6T
 D=BK-PA66
 E=BK-PA9T
 F=BK-LCP
 Contact Plating
 G=Gold Flash
 S=Gold Flash/Tin
 SN:tin
 SM:Matte-Tin
 Packing
 0=Pe bag
 T=Tube
 R=Reel
 M=Reel+Mylar



Circuit	Dimension	
	A	B
02	---	6.65
04	3.00	9.65
06	6.00	12.65
08	9.00	15.65
10	12.00	18.65
12	15.00	21.65
14	18.00	24.65
16	21.00	27.65
18	24.00	30.65
20	27.00	33.65
22	30.00	36.65
24	33.00	39.65

OPERATION		SCALE	FIT	TITLE:	
X.X	±0.30	UNIT	mm	PART NO. JL3001S-2XXXXXB01	
X.XX	±0.20	SIZE	A4	Tel: 86-755-2997-5806/5802 Fax: 86-755-2997-5992	
X.XXX	±0.10	SHEET	1/2	SHENZHEN JINLING ELECTRONIC CO.,LTD	
Angle	±3°	PROJ.		深圳市锦凌电子有限公司	
TOL				SHENZHEN JINLING ELECTRONIC CO.,LTD	
APPROVE				Tel: 86-755-2997-5806/5802 Fax: 86-755-2997-5992	
CHANGE				SHENZHEN JINLING ELECTRONIC CO.,LTD	
DIM				深圳市锦凌电子有限公司	
APPROVE				SHENZHEN JINLING ELECTRONIC CO.,LTD	
DATE				SHENZHEN JINLING ELECTRONIC CO.,LTD	
MODIFICATION DESCRIPTION				SHENZHEN JINLING ELECTRONIC CO.,LTD	
NEW DRAWING				SHENZHEN JINLING ELECTRONIC CO.,LTD	
改模后变更柱子				SHENZHEN JINLING ELECTRONIC CO.,LTD	
2019.11.06				SHENZHEN JINLING ELECTRONIC CO.,LTD	
2018.06.08				SHENZHEN JINLING ELECTRONIC CO.,LTD	
REV				SHENZHEN JINLING ELECTRONIC CO.,LTD	
1				SHENZHEN JINLING ELECTRONIC CO.,LTD	